
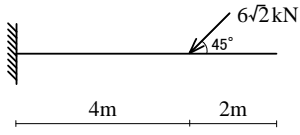



軸力図 (AFD)、せん断力図 (SFD)、曲げモーメント図 (BMD) を図中に描きなさい。


(1)



AFD


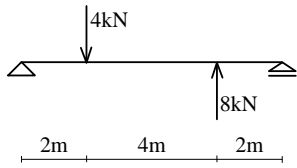


SFD




BMD


(2)



AFD

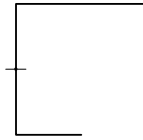
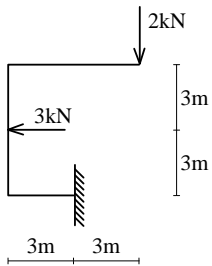


SFD

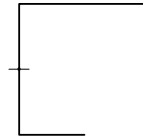


BMD

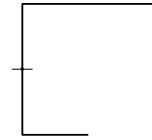
(3)



AFD

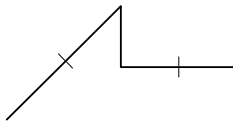
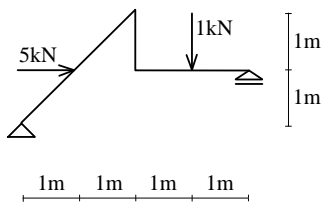


SFD

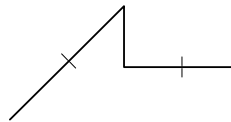


BMD

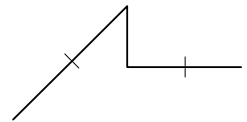
(4)



AFD



SFD



BMD